

GRANTA Selector The Missing Link for Optimal Product Design

The challenges of optimal material selection

Charlie Bream

➔ **Abstract**—Your business success is intimately linked with the success of your products. As a result, you invest huge amounts of time and money in optimizing your product development processes. You optimize your product design by providing your product designers with the latest CAD tools. You optimize your product performance by giving your analysts the latest simulation tools. But what do you do to optimize your choice of materials?

Optimal material + Optimal design = Optimal product

Most businesses rely on simple “rules of thumb” to choose materials, or just choose materials that have “worked well enough” before. This is not good enough in today’s competitive markets, where the choice of the right materials for a product is often the biggest component of its cost and can often make the difference between a me-too product and a ground-breaking new product category, as the adoption of Gorilla Glass® did for the iPhone. The missing link for optimal product design today is a tool your engineers can use for optimal material selection.

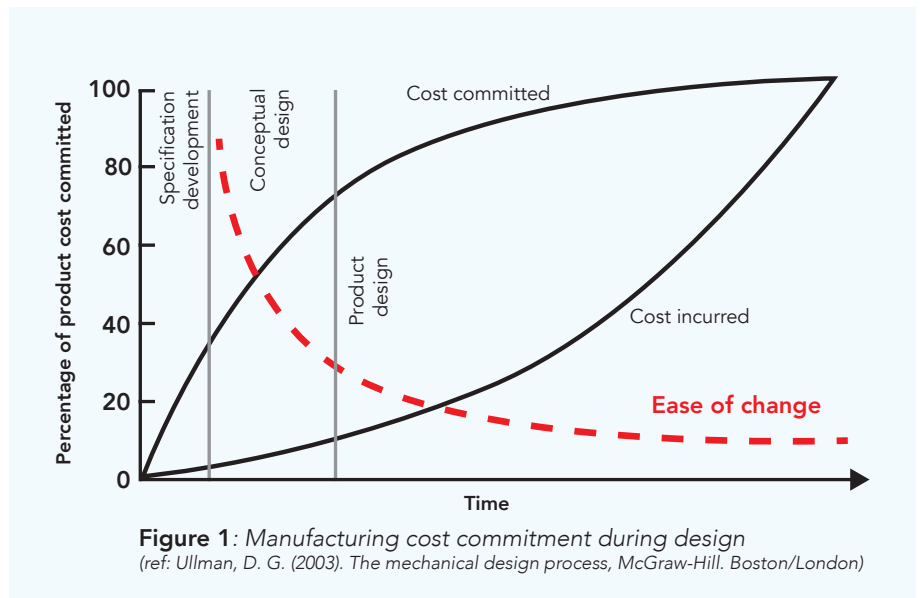
The challenges of optimal material selection

How do product development teams typically select materials today?

1. They use what they are familiar with or have used before. There is good reason for this, as they will have built up experience of in-service performance and processing, and can have confidence in the supply chain.
2. They are mandated to use the company's preferred materials. Here, the aim is often to restrict proliferation of materials and suppliers, enabling the company to reduce material prices with volume purchases. These approaches have been used for years and can work well, particularly in "stable" environments. However, they have two fundamental flaws. First, you cannot be confident that you are using the very best material option for your application. Second, you need to be able to respond to a whole series of scenarios where it becomes necessary to consider new materials. One key cause is material shortages – recent examples have been caused by factory fires or natural disasters. Others include new regulations restricting the use of certain chemicals; a new product requiring a new set of material characteristics; or material failures, perhaps due to evolution in the use of a product demanding higher operating speeds, pressures, or temperatures. In these cases, companies are forced to widen the net and consider "new" (for the company) materials. Product development teams tend to:
3. Reach out to suppliers/consultants for advice.
4. Search the web!

These are unsatisfactory approaches. Which materials/suppliers should you be considering? Is there a better material out there? How do you assess where to focus your limited development resources? Although many suppliers are happy to work with you to find the best solution for your application, they are not impartial, and often formulate custom grades that meet your specific needs – tying you into their grades, charging a premium, and not always providing full details of what the grade is, making it difficult to find an alternative in the future.

You also face the challenge of finding data on the properties/characteristics that are important for your design. This means not just technical data, but also economic, regulatory, and environmental information. Depending on your target application, there will be a host of requirements not covered by a typical Technical Data Sheet (TDS). To get these, you often need to contact suppliers and get into an in-depth discussion about your application, your requirements, and what volume of material you are likely to need, before you will get even "ballpark" figures. This takes time and effort and can't be done for many materials. So how do you get around this? How can you be comprehensive in your search for materials without investing too many resources?



Timing is everything

It is also critical to make material choices at the right point in the development process. As shown in Figure 1, around 80% of a product's manufacturing cost is locked-in at the end of the conceptual design stage. Once a design concept is "fixed" it becomes increasingly difficult to change any aspects of the design. Changing just one component not only impacts that component itself but can have a knock-on effect on other components. So, you must find optimal materials as early as possible. But how do you find data fast at this stage, when you want to iterate quickly? And how do you compare different materials when the design is not fixed, and will most likely vary depending on the materials chosen? For example, you can lightweight a steel beam by replacing it with aluminium – however, to achieve the same load-bearing capability you'll need to increase its cross-sectional area (i.e., change the design).

A systematic approach

GRANTA Selector™ is a tool for optimal material selection. It incorporates 25 years of development and refinement from its predecessor product, CES Selector™. It was originally developed at Cambridge University and then at spin-out company Granta Design. It turns the systematic materials selection methodology developed by Professor Mike Ashby into a powerful tool for use by engineers and designers. To do this, it combines world-leading materials reference data with powerful searching, comparison, and visualization software, making complex material selection from thousands of possible choices into a quick and simple process.

Optimal material selection requires you to consider every possible type of material using a practical method to “down-select” the material with the right properties that ensure you create a market-leading product. Often, this will involve complex trade-offs between performance, cost, manufacturability, regulatory performance, and technical aspects, such as material stiffness, durability and strength. Choosing an optimal material given this complexity is only possible with the right combination of systematic approach, software tools, and a complete set of the right materials reference data. GRANTA Selector is the only tool available today that does this in a software package designed for use by engineers.

The right data

At the heart of GRANTA Selector is the MaterialUniverse screening dataset, compiled and collated by materials experts at Granta. This covers all classes of engineering materials and has several characteristics that are essential for effective solution. Firstly, every datasheet provides a standard set of properties, including price and environmental impact, and these properties are described in a way that makes them comparable across material classes. Secondly, rather than providing data on specific grades, each datasheet represents a generic grade of material. For example, if we consider a 30% glass-filled polyamide, there are hundreds of grades on the market from a number of suppliers, each exhibiting slightly different performance. In MaterialUniverse, these are represented on one datasheet and for each property we have a range of values, as shown in Figure 2. This represents the range in performance you can expect from the material. Finally, there are no gaps in the data provided – every property is populated, even if this requires that property to be estimated. This means that potential materials are not missed during a screening exercise due to absent data.

The MaterialUniverse dataset is supported by specialist datasets, which contain more in-depth information on specific grades of materials. The datasheets in these specialist datasets are linked to the generic grade in the MaterialUniverse. Thus, you can complete an initial screening exercise with MaterialUniverse, then “drill into” more detailed data to find specific purchasable examples of a generic material grade.

The right tools

Data is only useful if you can apply it, and that is where the right tools are needed. GRANTA Selector provides a range of such tools to search, filter, plot, compare (Figure 3), and rank materials data as you narrow down your material options. A number of these are combined in the systematic materials selection methodology [1]. GRANTA Selector offers a simple ‘wizard’ user interface enabling the user to move through the stages of this process. Key elements of this approach are:

- Filter based on “must have” requirements for your material; the software allows you to quickly narrow down the choice from the 4,000 materials in MaterialUniverse
- Identify the function to fulfill – in a simple graphical user interface, you choose your engineering application: e.g., are you interested in a flat panel and how it performs in bending? Or the likely failure point of a pressure vessel? Or thermal shock resistance?

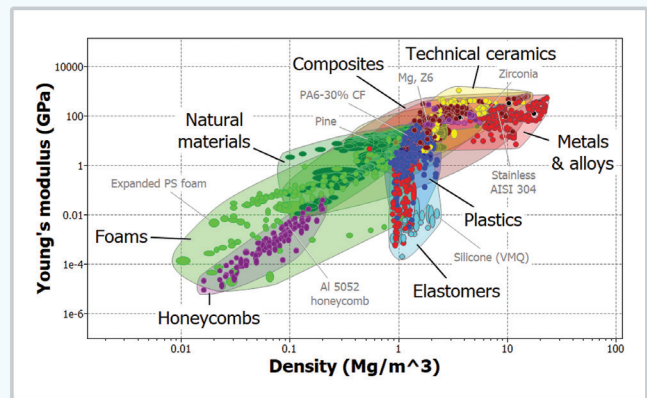


Figure 2. Plotting properties for the full MaterialUniverse dataset in GRANTA Selector. Each small “bubble” shows the possible range of properties for a generic grade of material.

- Specify constraints and objectives – e.g., for the example of a panel, are you concerned about its stiffness, its strength, or both? Is the geometry fixed, or do you have freedom to change the thickness? Do you want to minimize cost, or mass, or find a trade-off between these factors?

Based on these choices, GRANTA Selector will propose so-called performance indices: mathematical formulas showing the combination of material properties that you need to optimize to best meet your objectives. Plots such as Figures 4 and 5 enable you to trade-off between these objectives and understand how the free variable (e.g., panel thickness) needs to change with material choice to achieve optimal performance.

In addition to the systematic selection tools, GRANTA Selector provides capabilities including a fast method for identifying materials that have a similar property profile to a reference material; a method to estimate the environmental impact of your product; and tools to model part cost and the properties of potential hybrid material systems.

Optimal material selection in action

Refrigeration company Tecumseh provides a good case study in the use of GRANTA Selector. Their reputation is built on good design and material expertise. In an increasingly competitive global market, they wanted to ensure that their material selection processes were rigorous and reproducible—and to produce high quality products at an optimal price, while also considering environmental factors. The use of GRANTA Selector on just two projects led to a three-fold reduction in production time for one component, and generated millions of euros of cost savings from making the right materials decisions.

One of these projects looked to reduce the weight of an electrical box cover, while ensuring it continued to meet UL fire-resistance legislation. Changes in regulations had led to the use of a different plastic, but Tecumseh had problems with the solutions that suppliers offered. After several months and design iterations, where all new suggestions came at a higher price, the team gained access to GRANTA Selector and were able to apply it as part of a rationalized decision-making process. They were then able to constrain the material properties, quickly and objectively, and to search exhaustively across a wide range of supplier datasheets. Constraints included the right impact test properties, Charpy test value, flammability, and thermal insulation (CEI). Their search yielded 29 families of polymers which met all the criteria including ABS + PC, PC, PPO + PS, and ABS “Polylac.” Using GRANTA Selector comparison tools, the engineers quickly identified Noryl (PPO + PS) as the ideal solution, because it not only met legislative and weight requirements, but also had significant advantages in terms of the cost/density ratio of the material.

	Aluminum, 357.0, sand cast, T6	Magnesium, AZ91C, cast, T6	PA66 (50% glass fiber)
Computed Properties			
Mass per unit of strength	0.0572 - 0.0612	+19 % ↑	-26 % ↓
Cost per unit of strength	0.0991 - 0.116	+35 % ↑	0 %
General information			
Price			
Price (GBP/kg)	1.69 - 1.94	+9 % ↑	+29 % ↑
Price per unit volume (GBP/m ³)	4530 - 5320	-13 % ↓	0 %
Physical properties			
Density (Mg/m ³)	2.69 - 2.74	-33 % ↓	-41 % ↓
Mechanical properties			
Young's modulus (GPa)	70.6 - 73.4	-33 % ↓	-81 % ↓
Specific stiffness (MN/m/kg)	26 - 27.1	0 %	-67 % ↓
Yield strength (elastic limit) (MPa)	281 - 311	-41 % ↓	-31 % ↓
Tensile strength (MPa)	345 - 380	-15 % ↓	-44 % ↓
Specific strength (kN/m/kg)	104 - 115	-12 % ↓	0 %
Elongation (% strain)	2 - 2.4	+108 % ↑	+9 % ↑
Elongation at yield (% strain)			
Compressive modulus (GPa)			
Compressive strength (MPa)	109 - 121	0 %	+67 % ↑
Flexural modulus (GPa)	70.6 - 73.4	-33 % ↓	-85 % ↓

Figure 3. Access and compare complete and comparable data

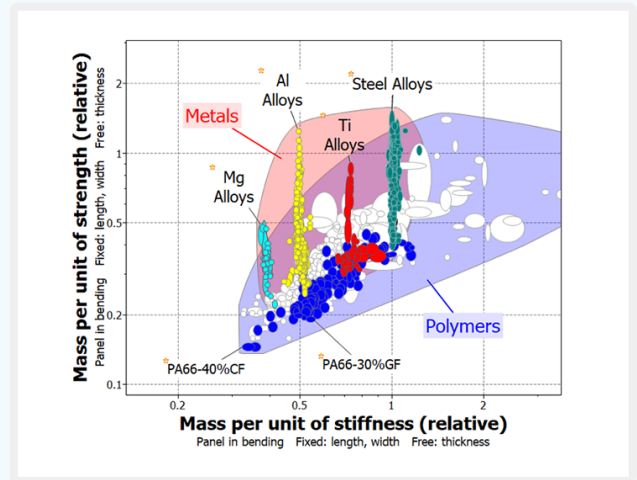


Figure 4. Selection result for a panel in bending. Colored materials meet the “must have” material requirement. Those in the bottom-left of the chart can minimize the mass of the part while providing a good combination of both stiffness and strength.

A second project set out to reduce both the cost and weight of a ventilation unit (pictured). The fan mounting bracket (the topmost component) had been of metal construction. While plastics are often discounted due to lower rigidity, Tecumseh was aware that switching to a lighter thermoforming plastic could significantly reduce manufacturing time (by avoiding the multi-stage processing required for the metal), and thus the cost. They were happy to redesign the component if it would lead to the predicted threefold reduction in production time. They used GRANTA Selector and in just a few weeks were able to research and model a suitable replacement part. The result is a cheaper, lighter product, made from easy-to-source materials. When making more than two million of these units per year, this soon leads to significant cost savings.

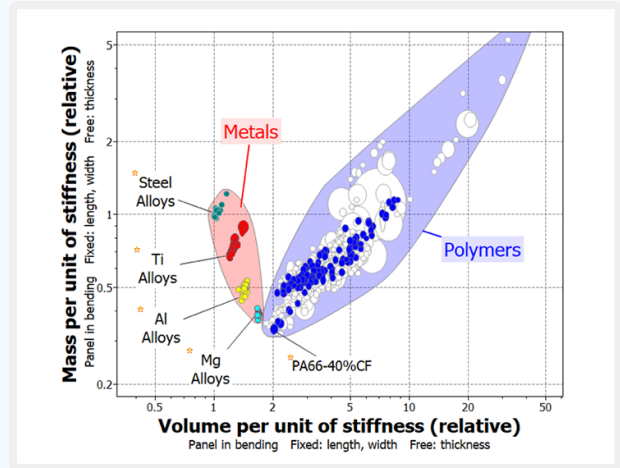
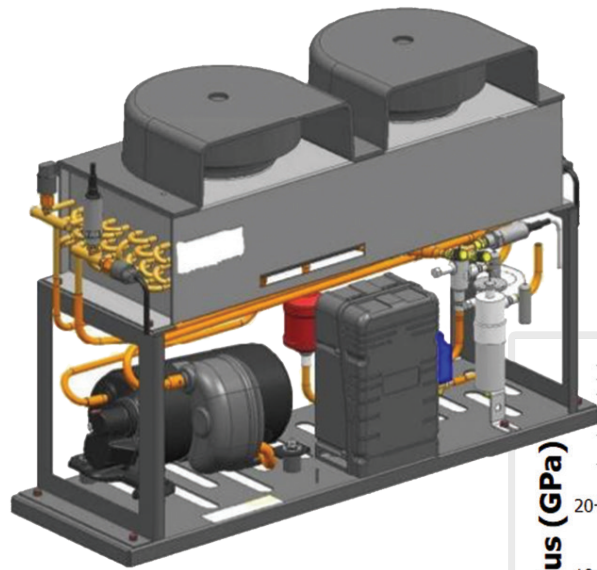


Figure 5. Selection result for a panel in bending showing how the free variable, panel thickness, needs to change with material choice to achieve optimal performance. For example, replacing a steel alloy with a 40% carbon fiber filled PA66, can lead to a weight saving of 65%, but the panel thickness will need to increase by a factor of two to achieve the same stiffness.

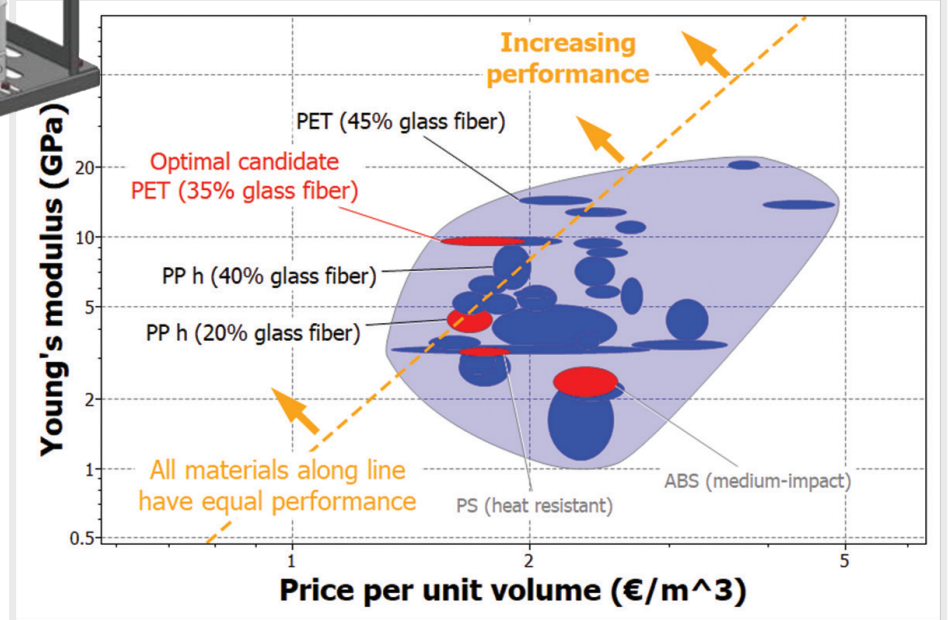


Figure 6. Identification of optimal polymer for the replacement of a metal ventilation unit component (Tecumseh)

Conclusion – Your materials selection checklist

GRANTA Selector enables you to make the missing link in optimal product design, by making possible optimal materials selection. Whether or not you adopt the GRANTA Selector technology, here are some key requirements for making that link:

- ✓ Reference data must support screening across the full range of generic materials types, with in-depth data to then identify specific materials grades.
- ✓ The screening data must be comparable across materials classes and complete (no “holes” in the data).
- ✓ Tools are required to filter and systematically “down select” from the full range of materials possibilities.
- ✓ You need help to apply your conclusions at the next step in the development process – e.g., by exporting property data for the chosen material to support simulation and design work, and by generating plots and comparison data to present your conclusions to stakeholders.

If you can meet these criteria, you’ll make smart materials choices.

References

- [1] M.F. Ashby, Materials Selection in Mechanical Design, 5th edition, Butterworth-Heinemann, 2016

ANSYS, Inc.
Southpointe
2600 ANSYS Drive
Canonsburg, PA 15317
U.S.A.
724.746.3304
ansysinfo@ansys.com

If you’ve ever seen a rocket launch, flown on an airplane, driven a car, used a computer, touched a mobile device, crossed a bridge or put on wearable technology, chances are you’ve used a product where ANSYS software played a critical role in its creation. ANSYS is the global leader in engineering simulation. We help the world’s most innovative companies deliver radically better products to their customers. By offering the best and broadest portfolio of engineering simulation software, we help them solve the most complex design challenges and engineer products limited only by imagination. Visit www.ansys.com for more information.